

Integrated Pharmaceutical Database Management System- IPDMS

Online Registration Form for coronary stents

Help Document

Integrated Pharmaceutical Database Management System- IPDMS
Registration Form for Pharmaceutical Manufacturer/ Marketing/ Importer/ Distributor Companies

WHY TO DO ONLINE REGISTRATION: 2

HOW TO DO ONLINE REGISTRATION: 2

REGISTRATION: 3

COMPANY DETAILS: 3

HEAD OFFICE/ CORPORATE OFFICE ADDRESS: 3

CONTACT PERSON DETAILS: 3

HOW TO UPDATE COMPANY DETAILS: 5

MODIFY DATA: 5

ADD DATA: 5

HOW TO ADD PRODUCT SOURCE DETAILS: 6

HOW TO EDIT PRODUCT SOURCE DETAILS: 7

HOW TO DELETE PRODUCT SOURCE DETAILS: 8

HOW TO ADD PRODUCT DETAILS: 9

ADD PRODUCT: 10

ADD COMPOSITION: 11

HOW TO EDIT PRODUCT DETAILS: 12

HOW TO ADD CORONARY STENT: 15

HOW TO SUBMIT THE DATA: 18

Online Registration:

NPPA is developing an Integrated Pharmaceutical Database Management System for capturing Form 1-5 of DPCO, 2013 online from Pharmaceutical Manufacturer/ Marketing/ Importer/ Distributor Companies. The system would only be accessed by authorized users. Each company shall be provided a login id and password on the basis of registration information. User shall furnish Company Details, Head office/ corporate office address, Contact Person Details, Product Source details and Product details in the Online Registration Form and can get the Company registered. While doing Online Registration user can fill the Partial data like Company name, Company address details and Contact Person Details and using <Save>, Reference Number gets generated. User can use this Reference Number to fill the remaining details such as Plant Source details and Product Details. Once all the details are entered, use <Submit to NPPA> for final submission. Users are requested to verify the data before Submit, since the data once submitted cannot be modified. Users are requested to fill in all the product source details and the product details/ coronary stent details pertaining to their company before Submit.

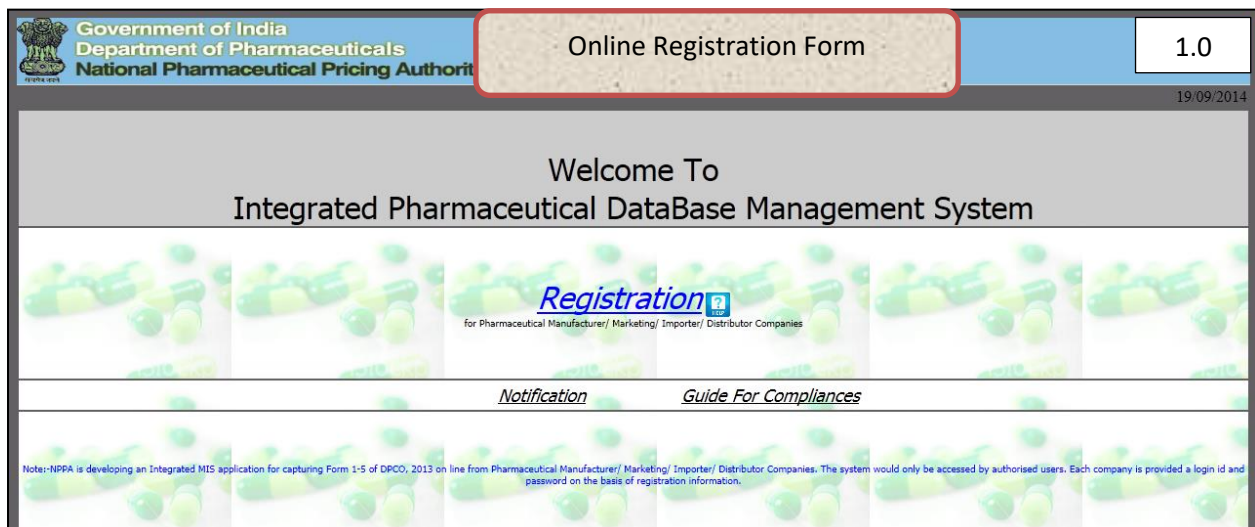
How to Do Online Registration:

User can use the link <<http://www.nppaindia.nic.in>> to get the online Registration form.

Click '**Registration**' for doing fresh registration.

Click '**Registration → Update Details of Company**' for updating the information as well as for adding the Product source plant details and Product Details/ coronary stent details using **Reference Number**.

Click '**Help icon**' for getting the document related with why/ how to do online Registration along with the steps for entering the data while doing online registration.



Users are requested to refer the following screens for any clarification.

- Screen 1.0 for the link for Registration Form and Help document.
- Screen 1.1 for online Registration form, data can be filled in this form for Registration.

- Screen 1.3 for the reference Number, Screen 1.4 for add/ modify details of company.

Registration:

Company Details:


User can furnish the Company Details in the Registration form as, enter the Company Name, select Company's Business Activity like Manufacturer[R]/ Marketing[G]/ Importer[I], Distributor[D] , select Industry Type as SSI or Non-SSI, Year of Registration / Incorporation.

Head office/ corporate office Address:

Users are requested to enter the Address, office phone number, e-mail id and mobile number in case if the authentication is required through OTP (One Time Password).Please ensure that the e-mail id entered is correct and valid e-mail id, since this e-mail id shall be used for further communication with the company.

Contact person details:

Name, phone number and e-mail id can be entered in this section in case if the details are available.

 Government of India Department of Pharmaceuticals National Pharmaceutical Pricing Authority		<div style="border: 1px solid red; padding: 2px; display: inline-block;">First Page in Online Registration Form</div>	<div style="border: 1px solid gray; padding: 2px; display: inline-block;">1.1</div>
Integrated Pharmaceutical DataBase Management System 12/09/2014		Registration Form for Pharmaceutical Manufacturer/ Marketing/ Importer/ Distributor Companies	
Note: Fields marked with * (asterisk) are compulsory Home Update Details Of Company 			
Company Details		Help	
Company Name *	GlaxoSmithKline Pharmaceuticals Limited	Please Enter Company Name	
Company's Business Activity*	<input checked="" type="checkbox"/> Manufacturer[M] <input checked="" type="checkbox"/> Marketing[G] <input type="checkbox"/> Importer[I] <input type="checkbox"/> Distributor[D]	Please Select One or More Functions as Applicable	
Industry Type*	<input checked="" type="radio"/> SSI <input type="radio"/> Non-SSI	Please Select Industry Type	
Year of Registration/Incorporation*	2000	Please Enter Year Of Registration/Incorporation	
Head Office /Corporate Office Address			
Address*	GlaxoSmithKline Pharmaceuticals Limited Dr.Annie Besant Road	Please Enter Company Address	
Town/City*	Mumbai	Please Enter Town/City	
State*	Maharashtra	Please Select State	
District	Mumbai City	Please Select District	
Pin Code*	400030	Please Enter PinCode	
Office Phone Nos.(with STD Code)*	022-123456,57,58	Company Phone No. Example (011-12345678)	
EmailID*	getzi@nic.in	Please Enter Email Id For Further Communication	
If OTP Required:	<input checked="" type="checkbox"/> OTP Required	Please Select If One Time Password Facility is Required.	
Mobile No. (for OTP)	9971003300	Please Enter Mobile No. For One Time Password Facility	
Contact Person Details			
Name*	Getzi	Please Enter Contact Person Name	
Phone Nos.(with STD Code)*	022-123456	Please Enter Contact Person's Contact No.	
EmailID*	getzi@nic.in	Please Enter Contact Person's Email Id	
Mobile*	9971003300	Please Enter Contact Person's Mobile No.	
Captcha Code :	41TF3H		
Enter Captcha Code: *		Please Enter Captcha Code	
<input type="button" value="Save"/> <input type="button" value="Product Source Details"/> <input type="button" value="Submit To NPPA"/> <input type="button" value="Reset"/>			

Note: Columns marked (*) are mandatory. While entering the information, user can refer description that is available at the right side.

After the details including the Captcha code is entered, Click **<Save>** to get the details saved in the database, message displayed as “Company Details Saved. Now you can add/ change Details with Ref. No. Prior to final submission”.

The screenshot shows the 'Registration Form for Pharmaceutical Manufacturer/ Marketing/ Importer/ Distributor Companies' on the NPPA website. A red box highlights a message: 'Message displayed after Save'. A modal dialog box is open with the text: 'Company Details saved. Now you can Add/Change Details with Ref. no. prior to final submission..'. The form fields include: Company Name (test123), Business Activity (Manufacturer and Market checked), Industry Type (SSI selected), Year of Registration (2000), and Address (Regd. Office GSK House, Dr. Annie Besant Road, Worli).

A reference number gets generated and is shown in the screen. Refer screen 1.3 for the Reference Number display. Users are requested to note down the reference Number, Subsequent data can be added/ modified using the reference Number up to final submission of data.

The screenshot shows the same registration form, but now a reference number 'MXXXS36K4I051058' is displayed. A red box highlights the message: 'Reference Number Gets displayed'. A callout bubble points to the reference number with the text: 'Please Note down the Reference Number'. The form fields are now: Company Name (testing), Business Activity (Marketing, Importer, and Distributor unchecked), and Address (town).

Reference number is of 16 alphanumeric characters. Users are requested to enter the mandatory details as shown in the first page and can get the Reference Number. Once reference number is generated, subsequent data can be entered using this reference number up to the final **<Submit to NPPA>**.

Users are requested to finally submit the data using **<Submit to NPPA>** after entering all the Product Source plant details and product details. Proper warning messages are given so that the user can use **<Submit to NPPA>** after confirming that the data entered is complete and correct. Please Note that after submitting the final data using **<Submit to NPPA>**, the entered data cannot be modified and new details cannot be added.

How to update Company Details:

With Reference's Number, user can modify the data that has been entered and saved already; also user can add the Product source plant details and product details. Refer Screen 1.4 for 'Update Details of Company'.

Update Details of Company 1.4

Government of India
Department of Pharmaceuticals
National Pharmaceutical Pricing Authority

Integrated Pharmaceutical DataBase Management System
Registration Form for Pharmaceutical Manufacturer/ Marketing/ Importer/ Distributor Companies

Note: Fields marked with * (asterisk) are compulsory
Use Reference Number->MXXK5J6K41051058 (for updating the saved data before final submission to NPPA)

Home | Update Details Of Company

Company Details		Help
Company Name *	testing	Please Enter Company Name
Company's Business Activity *	<input checked="" type="checkbox"/> Manufacturer[M] <input type="checkbox"/> Marketing[G] <input type="checkbox"/> Importer[I] <input type="checkbox"/> Distributor[D]	Please Select One or More Functions as Applicable
Industry Type *	<input checked="" type="radio"/> SSI <input type="radio"/> Non-SSI	Please Select Industry Type
Year of Registration/Incorporation *	2000	Please Enter Year Of Registration/Incorporation
Head Office /Corporate Office Address		
Address *	Address	Please Enter Company Address
Town/City *	town	Please Enter Town/City

Click here to update Company Details

Enter Reference Number as shown in screen 1.5, Click <Go> to get the details that has been entered already.

Enter Reference Number 1.15

Government of India
Department of Pharmaceuticals
National Pharmaceutical Pricing Authority

Integrated Pharmaceutical DataBase Management System
Registration Form for Pharmaceutical Manufacturer/ Marketing/ Importer/ Distributor Companies

Note: Fields marked with * (asterisk) are compulsory

Give Reference Number (if updating previously saved data before final submission): MXXK5J6K41051058

Home | Update Details Of Company

Company Details		Help
Company Name *	testing	Please Enter Company Name
Company's Business Activity *	<input checked="" type="checkbox"/> Manufacturer[M] <input type="checkbox"/> Marketing[G] <input type="checkbox"/> Importer[I] <input type="checkbox"/> Distributor[D]	Please Select One or More Functions as Applicable
Industry Type *	<input checked="" type="radio"/> SSI <input type="radio"/> Non-SSI	Please Select Industry Type
Year of Registration/Incorporation *	2000	Please Enter Year Of Registration/Incorporation
Head Office /Corporate Office Address		
Address *	Address	Please Enter Company Address
Town/City *	town	Please Enter Town/City

Enter reference Number here and press Go

Modify Data:

User can modify the data, after modifying the data, press <Save> to get the details saved. At the time of save, one more reference number gets generated. Users are requested to note down the same, here afterwards the new reference number can be used for getting the data that has been saved and for adding the product source plat details and Product details.

Add data

User can add the details using <Product Source Details> as explained in the next section.

Note: Any number of times the data can be modified/ added with the reference number, but up to the final submission using 'Submit to NPPA'.

How to Add Product Source Details:

User can add the Product Source Details using <Product Source Details> after entering the details in the First page or after entering the Reference Number. (Refer screen 1.6)

Pin Code*	452001	Product Source Details	Please Enter PinCode	1.61.6
Office Phone Nos.(with STD Code)*	0731-2544614, 2434677,4096380		Company Phone No. Example (011-12345)	
EmailID*	aamorb@yahoo.com		Please Enter Email Id For Further Communication	
If OTP Required:	<input type="checkbox"/> OTP Required		Please Select If One Time Password Facility is Required.	
Mobile No. (for OTP)			Please Enter Mobile No. For One Time Password Facility	
Contact Person Details				
Name			Person Name	
Phone Nos.(with STD Code)			Person's Contact No.	
EmailID			Person's Email Id	
Mobile			Person's Mobile No.	
Captcha Code :	237660			
Enter Captcha Code: *			Please Enter Captcha Code	
<input type="button" value="Save"/> <input type="button" value="Product Source Details"/> <input type="button" value="Submit To NPPA"/> <input type="button" value="Reset"/>				

Click <Product Source Details>, for the first time, if there is no product source details available/ entered ,the details as shown in screen 1.7 gets displayed.

Add Source Unit-list 1.7

Integrated Pharmaceutical DataBase Management System 08/08/2014

Note: Fields marked with * (asterisk) are compulsory

Company Name: Aamorb Pharmaceuticals Pvt Ltd

List of Product Source Details (1.Own Manufacturing/ 2.Importer/3.Purchaser/4.OutSource Company)

No Product Source details is availableAdd New...


Click <Add Source Unit>, to add the details like Name, Address, Pin code, e-mail id etc.

Product type can be selected from the list of API/Bulk Drug, Scheduled Formulation, Non-scheduled Formulation, Patented, New Bulk Drug or others. By default the product type is '**Scheduled Formulation**'.

Similarly **Source type** can be selected from the list of own manufacturing, Import, Purchase, outsource Contractual, Outsource Loan License etc. By default the source type is '**Own manufacturing**'.

After all the details are entered, enter captcha code and click <Save> to get the product source details saved. Similarly the other plant source details in the same company can be added by using <Add Source Unit>.

Refer Screen 1.8, 1.9 for adding the product source details and the List of product source details that has been added.



Government of India
Department of Pharmaceuticals
National Pharmaceutical Pricing Authority

Add Source Unit-Add

11.8


Integrated Pharmaceutical DataBase Management System 08/08/2014

Note: Fields marked with * (asterisk) are compulsory [Home](#)


Company Name: **Aamorb Pharmaceuticals pvt ltd**

List of Product Source Details (1.Own Manufacturing Plant/2.Importer/3.Purchaser/4.OutSource Contractual/5.OutSource Loan Liencece)

No Product Source details is availableAdd New...

Product Source Details	Help
Name *	St.Morrison Aamorb Pharmaceuticals pvt ltd
Sr.No *	1
Address *	Address <small>Rectangular Shp</small>
Town/City *	Indore
State *	Madhya Pradesh
District *	Indore
Pin Code *	452001
Office Phone Nos.(with STD Code)	
EmailID	
Product Type Manufactured *	<input type="checkbox"/> API/Bulk Drug <input checked="" type="checkbox"/> Scheduled Formulation <input type="checkbox"/> Non-Scheduled Formulation <input type="checkbox"/> Patented <input type="checkbox"/> New Drug/Others
Select Source Type	<input checked="" type="radio"/> Own Manufacturing <input type="radio"/> Import <input type="radio"/> Purchase <input type="radio"/> OutSource Contractual <input type="radio"/> OutSource Loan License
Captcha Code	
Enter Captcha Code *	

After save the details saved in the Product source details are shown in the List of Product source Details as in Fig 1.9



Government of India
Department of Pharmaceuticals
National Pharmaceutical Pricing Authority

List of Product Source details

1.9

Integrated Pharmaceutical DataBase Management System 08/08/2014

Note: Fields marked with * (asterisk) are compulsory [Home](#)


Company Name: **Aamorb Pharmaceuticals pvt ltd**

List of Product Source Details (1.Own Manufacturing Plant/2.Importer/3.Purchaser/4.OutSource Contractual/5.OutSource Loan Liencece)

Name	Type	Address	State Name	Show	Remove	=>
St.Morrison Aamorb Pharmaceuticals pvt ltd	Own.	Address Indore IndoreMadhya Pradesh-452001	Madhya Pradesh	Show Details	Remove	Get Product Details

How to Edit Product Source Details:

If the Product Source Details entered that has been saved already has to be modified, the same can be carried out using **<Show Details>** as explained in screen 1.10, Click **<Save Details>**, the details that is saved gets displayed, edit the data, enter the captcha cde , click **<Save>** to get the modified data saved in the database.



Government of India
Department of Pharmaceuticals
National Pharmaceutical Pricing Authority

Edit Product Source details

1.10

Integrated Pharmaceutical DataBase Management System 08/08/2014

Note: Fields marked with * (asterisk) are compulsory [Home](#)


Company Name: Aamorb Pharmaceuticals pvt ltd

List of Product Source Details (1.Own Manufacturing Plant/2.Importer/3.Purchaser/4.OutSource Contractual/5.OutSource Loan Licence)

Name	Type	Address	State Name	Show	Remove	==>
St.Morrison Aamorb Pharmaceuticals pvt ltd	Own.	Address Indore IndoreMadhya Pradesh-452001	Madhya Pradesh	Show Details	Remove	Get Product Details

Product Source Details [Help](#)

Name *	St.Morrison Aamorb Pharmaceuticals pvt ltd	
Sr.No *	1	
Address *	Address	
Town/City *	Indore	Please Enter town/City
State *	Madhya Pradesh	Please Select State
District *	Indore	Please Select District
Pin Code *	452001	Please Enter PinCode
Office Phone Nos.(with STD Code)		Please Enter Office Phone. Example (011-12345678)
EmailID		Please Enter Email Id


Product Type Manufactured *	<input type="checkbox"/> API/Bulk Drug <input checked="" type="checkbox"/> Scheduled Formulation <input type="checkbox"/> Non-Scheduled Formulation <input type="checkbox"/> Patented <input type="checkbox"/> New Drug/Others	Please Select Product Type Manufactured/ Imported/ Purchased/ Outsourced
Select Source Type	<input checked="" type="radio"/> Own Manufacturing <input type="radio"/> Import <input type="radio"/> Purchase <input type="radio"/> OutSource Contractual <input type="radio"/> OutSource Loan License	Please Select Product Source Type
Captcha Code		Please Enter Captcha Code
Enter Captcha Code *		

Edit data using
Show Details

The product Source Details can be modified/ added any number of times up to the final submit. (ie) <Submit to NPPA>. Please ensure that before final submission, all the product source details are entered.

How to delete Product Source Details:

If the Product Source Details that has been entered already has to be deleted, this can be done by using <Remove> . Click <Remove>, the screen as shown in 1.11 gets displayed, enter Captcha code, click <Confirm Delete>.



Government of India
Department of Pharmaceuticals
National Pharmaceutical Pricing Authority

Delete Product Source details

1.1.11

Integrated Pharmaceutical DataBase Management System 12/08/2014

Note: Fields marked with * (asterisk) are compulsory [Home](#)

Company Name: Aamorb Pharmaceuticals pvt ltd
List of Product Source Details (1.Own Manufacturing/2.Import/3.Purchase/4.OutSource Contractual/5.OutSource Loan License)

Name	Type	Address	State Name	Show	Remove	==>
St.Morrison Aamorb Pharmaceuticals pvt ltd	Own.	Address Indore IndoreMadhya Pradesh-452001	Madhya Pradesh	Show Details	Remove	Get Product Details

Product Source Details [Help](#)

Name * [Please Enter S... e](#)

Sr.No*

Address*

Town/City*

State* [Please Select S...](#)

District* [Please Select District](#)

Pin Code* [Please Enter PinCode](#)

Office Phone Nos.(with STD Code) [Please Enter Office Phone. Example \(011-12345678\)](#)

EmailID [Please Enter Email Id](#)

Product Type Manufactured* API/Bulk Drug Scheduled Formulation Non-Scheduled Formulation Patented New Drug/Others [Please Select Product Type Manufactured/ Imported/ Purchased/ Outsourced](#)

Select Source Type
 Own Manufacturing
 Import
 Purchase
 OutSource Contractual
 OutSource Loan License
[Please Select Product Source Type](#)

Captcha Code [Please Enter Captcha Code](#)

Enter Captcha Code *

Delete data using Remove

The Product Source Details as shown in the screen 1.11 gets deleted from the database. This can also be carried out upto < Submit to NPPA>.

How to Add Product Details:

Use <Get Product Details> to enter the product details. For the first time since there is no product added against the Product source Plant, the screen displayed is as shown in 1.12. Add products using <Add Product>.

Government of India
Department of Pharmaceuticals
National Pharmaceutical Pricing Authority

Integrated Pharmaceutical DataBase Management System

Note: Fields marked with * (asterisk) are compulsory

Company Name: Aamorb Pharmaceuticals pvt ltd

List of Product Source Details (1.Own Manufacturing Plant/2.Importer/3.Purchaser/4.OutSource Contractual/5.OutSource Loan Licence)

Name	Type	Address	State Name	Show	Remove	=>
St.Morrison Aamorb Pharmaceuticals pvt ltd	Own.	Address Indore IndoreMadhya Pradesh-452001	Madhya Pradesh	Show Details	Remove	Get Product Details

Product Source Unit: St.Morrison Aamorb Pharmaceuticals pvt ltd Address Indore IndoreMadhya Pradesh-452001

List of Products
No Product details is availableAdd New...

Click here Get Product Details

Refresh Product List Add Product Close

1.12

Add Product:

Product can be added using **<Add Product>**, enter details like product name, Select one Product type from the list of API/Bulk Drug, Scheduled Formulation, Non-scheduled Formulation, Patented , New Bulk Drug or others. Select Content unit from the list of values that are already available in the Master, in case if the content unit is not available in the master database, the same can be entered in the text box named content unit. Similarly dosage form can be selected from the list of values that are available in the dosage form master. In case if the dosage form is not available in the database, the same can be entered in the text box next to dosage form. Enter Product capacity and select the product capacity unit from the list of values. Click **<Save Details>** to get the product details saved in the database and prompted with the message “Product Successfully Inserted”. Refer screen 1.13 & 1.14.

Government of India
Department of Pharmaceuticals
National Pharmaceutical Pricing Authority

Integrated Pharmaceutical DataBase Management System

Note: Fields marked with * (asterisk) are compulsory

Company Name: Aamorb Pharmaceuticals pvt ltd

List of Product Source Details (1.Own Manufacturing Plant/2.Importer/3.Purchaser/4.OutSource Contractual/5.OutSource Loan Licence)

Product Source Unit: St.Morrison Aamorb Pharmaceuticals pvt ltd Address Indore IndoreMadhya Pradesh-452001

Product Name*

Product Type*
 API/Bulk Drug Scheduled Non-Scheduled New Drug Others

Each 1 (Content Size)* -Select- (Content Unit)* (if not exists)

of -Select- (Dosage Form)* (if not exists) contains:

Product Capacity 0 Product Capacity Unit -Select-

Composition Details

Save Details Add Composition Back To Product Source

List of Products
No Product details is availableAdd New...

Add Product

Refresh Product List Add Product Close

11.13

**Government of India
Department of Pharmaceuticals
National Pharmaceutical Pricing Authority**

Integrated Pharmaceutical DataBase Management System

Note: Fields marked with * (asterisk) are compulsory

Company Name: GlaxoSmithKline Pharmaceuticals Limited

List of Product Source Details (1.Own Manufacturing/2.Import/3.Purchase/4.OutSource Contractual/5.OutSource Loan License)

Product Details

Product Source Unit: GlaxoSmithKline Manufacturing S.P.A '400030' , Verona Italy OthersOthers-400030

Product Name* Maxiforce CV 625

Product Type:*
 API/Bulk Drug Scheduled Non-Scheduled Patented New Drug

Each 1 (Content Size)* Nos (Content Unit)*
 of Tablet (Dosage Form)* (if not exists) contains:
 Production Capacity 1000 Capacity Unit mg

Composition Details

Add Bulkdrug Details

Search BulkDrug Find Clear
 -Select-
 Bulk Drug Name
 New Bulk Drug (if not exists)
 Strength* Unit* -Select- (if not exists)

Save Details Back To Product Source

Remove

Remove

Add Product Close

1.14

18/09/2014

Home

Get Product Details

Source Unit Back

Remove

Add Product Close

Add Composition

Name	Type	Address
GlaxoSmithKline Manufacturing	Own.	S.P.A Via Alessandro

Product Name	Dosage Form
Zental Tablets 400 mg	Tablet

Add Composition:

Click <Add composition>, to add composition in the product. The first three letters of the bulk drug can be entered in the 'Search Bulk Drug' text box, click 'Find' to get the list of the Bulk Drug available in the database against the name entered in the text box. The list gets displayed with the name of the bulk drug starting with 3 letters as entered. Select from the list, the name of the Bulk Drug that has to be entered. In case if the name is not available in the list, it can be added in the 'New Bulk Drug' text box. Strength of the product can be entered and the unit can be selected from the list. Click <Add Composition> to get the entered details saved. Multiple composition can be added against one product.

Screen 1.15 shows the list of Product Source Details and the List of products that has been entered.

**Government of India
Department of Pharmaceuticals
National Pharmaceutical Pricing Authority**

Integrated Pharmaceutical DataBase Management System

Note: Fields marked with * (asterisk) are compulsory

Company Name: GlaxoSmithKline Pharmaceuticals Limited

List of Product Source Details (1.Own Manufacturing/2.Import/3.Purchase/4.OutSource Contractual/5.OutSource Loan License)

Add Composition- List

1.15

18/09/2014

Home

Name	Type	Address	State Name	Show	Remove	=>
GlaxoSmithKline Manufacturing	Own.	S.P.A Via Alessandro Fleming 2, 37135, Verona Italy OthersOthers-400030	Others	Show Details	Remove	Get Product Details

Add Source Unit Back

Product Source Unit: GlaxoSmithKline Manufacturing S.P.A Via Alessandro Fleming 2, 37135, Verona Italy OthersOthers-400030

List of Products

Product Name	Dosage Form	Unit	Composition	Show	Remove
Zental Tablets 400 mg	Tablet	Each 1 Nos contains	Albendazole 400 mg	Edit Details	Remove

Refresh Product List Add Product Close

Note: <Refresh Product List> can be used to get the list of all the products that has been entered in the system.

How to Edit Product Details:

Click <Edit Details> as shown in screen 1.16 ,

Government of India
Department of Pharmaceutical
National Pharmaceutical Pricing

Integrated Pharmaceutical DataBase Management System
 Note: Fields marked with * (asterisk) are compulsory
 Company Name: GlaxoSmithKline Pharmaceuticals Limited
 List of Product Source Details (1.Own Manufacturing/2.Import)

Name	Type
GlaxoSmithKline Manufacturing	Own. S.P.A Via Alessandro

Product Source Unit: GlaxoSmithKline Manufacturing S.P.A Via

Product Name*: Zental Tablets 400 mg
 Product Type*:
 API/Bulk Drug Scheduled Non-Scheduled Patented New Drug Others
 Each 1.000 (Content Size)* Nos (Content Unit)* (if not exists)
 of Tablet (Dosage Form)* (if not exists) New Drug Others
 Production Capacity 1000.000 Capacity Unit Nos

Composition Details

Composition/Code	Strength	Unit Name	Remove
Albendazole	400mg		Remove

Product Name	Dosage Form	Unit	Show	Remove
Zental Tablets 400 mg	Tablet	Each 1 Nos contains	Edit Details	Remove
Maxiforce CV 625	Tablet	Each 1 Nos contains	Edit Details	Remove

Click here Edit Details

Adding Multiple Compositions:

Click <Edit Details> → <Add Composition> to add multiple compositions.

Government of India
Department of Pharmaceutical
National Pharmaceutical Pricing

Integrated Pharmaceutical DataBase Management System
 Note: Fields marked with * (asterisk) are compulsory
 Company Name: GlaxoSmithKline Pharmaceuticals Limited
 List of Product Source Details (1.Own Manufacturing/2.Import)

Name	Type
GlaxoSmithKline Manufacturing	Own. S.P.A Via Alessandro

Product Source Unit: GlaxoSmithKline Manufacturing S.P.A Via

Product Name*: Maxiforce CV 625
 Product Type*:
 API/Bulk Drug Scheduled Non-Scheduled Patented New Drug Others
 Each 1 (Content Size)* Nos (Content Unit)* (if not exists)
 of Tablet (Dosage Form)* (if not exists) New Drug Others
 Production Capacity 1000 Capacity Unit mg


Composition Details

Composition/Code	Strength	Unit Name	Remove
Amoxicillin	500mg		Remove
Paracetamol	125mg		Remove

Product Name	Dosage Form	Unit	Show	Remove
Zental Tablets 400 mg	Tablet	Each 1 Nos contains	Edit Details	Remove
Maxiforce CV 625	Tablet	Each 1 Nos contains	Edit Details	Remove

Save Details Add Composition Back To Product Source

List showing multiple compositions:



Government of India
Department of Pharmaceuticals
National Pharmaceutical Pricing Authority

1.18

Integrated Pharmaceutical DataBase Management System 18/09/2014

Note: Fields marked with * (asterisk) are compulsory [Home](#)

Company Name: GlaxoSmithKline Pharmaceuticals Limited

List of Product Source Details (1.Own Manufacturing/2.Import/3.Purchase/4.OutSource Contractual/5.OutSource Loan License)

Name	Type	Address	State Name	Show	Remove	==>
GlaxoSmithKline Manufacturing	Own.	S.P.A Via Alessandro Fleming 2, 37135, Verona Italy OthersOthers-400030	Others	Show Details	Remove	Get Product Details

[Add Source Unit](#) [Back](#)


Product Source Unit: GlaxoSmithKline Manufacturing S.P.A Via Alessandro Fleming 2, 37135, Verona Italy OthersOthers-400030

▼ List of Products

Product Name	Dosage Form	Unit	Composition	Show	Remove
Zentel Tablets 400 mg	Tablet	Each 1 Nos contains	Albendazole 400 mg	Edit Details	Remove
Maxiforce CV 625	Tablet	Each 1 Nos contains	Amoxicillin 500 mg+Paracetamol 125 mg	Edit Details	Remove

[Refresh Product List](#) [Add Product](#) [Close](#)

Remove Composition:



Government of India
Department of Pharmaceuticals
National Pharmaceutical Pricing Authority

1.191

Integrated Pharmaceutical DataBase Management System 18/09/2014

Note: Fields marked with * (asterisk) are compulsory [Home](#)

Company Name: GlaxoSmithKline Pharmaceuticals Limited

List of Product Source Details (1.Own Manufacturing/2.Import/3.Purchase/4.OutSource Contractual/5.OutSource Loan License)

Name	Type	Address	State Name	Show	Remove	==>
GlaxoSmithKline Manufacturing	Own.	S.P.A Via Alessandro	Others	Show Details	Remove	Get Product Details

[Add Source Unit](#) [Back](#)

Product Source Unit: GlaxoSmithKline Manufacturing S.P.A Via Alessandro Fleming 2, 37135, Verona Italy OthersOthers-400030

▼ List of Products

Product Name	Dosage Form	Unit	Composition	Show	Remove
Zentel Tablets 400 mg	Tablet	Each 1 Nos contains	Albendazole 400 mg	Edit Details	Remove
Maxiforce CV 625	Tablet	Each 1 Nos contains	Amoxicillin 500 mg+Paracetamol 125 mg	Edit Details	Remove

[Refresh Product List](#) [Add Product](#) [Close](#)

Confirm Delete for removing composition

How to Add coronary Stent:

Step - 1: Select the Cardiac Stents from Select Medical Devices drop down.

The screenshot shows the 'Select Medical Devices' dropdown menu. The 'Cardiac Stents' option is highlighted in blue. An orange box with the text 'Select Cardiac Stents' and an arrow points to this option.

Product Name/Brand Name	Type	Dosage Form/Classification	Unit	Composition/Specification	Show	Remove
Product 1	Scheduled	Injection	Each 100 ml contains	Sodium Chloride 0.45 % w/v +Water for Injection Nos	Edt Details	Remove
stent name	Coronary Stent	Bare Metal Coronary Stent(BMS)	Each 1 ml contains	Acenocumarin 100 mg	Edt Stent	RemoveStent

Step - 2: Enter the Coronary Stent Details.

The screenshot shows the 'Stent Details' form. A callout box titled 'Coronary Stent Specification' lists the following fields: Brand/Product Name*, Stent Classification/Type*, Diameter (mm), Length (mm), Drug, Polymer Type, Platform Material, and Stent Thickness (mm).

Step - 3: Select Stent Type/Classification from the drop down.

Step - 4: Enter the Coronary Stent Details after press < Save Details > button.

Step - 4: After click on save button; message “Successfully inserted” appear as shown below.

Press < **Back to Product Source**> button to see record in grid.

Step - 5: Saved record will be appear as shown below.



Note: Fields marked with * (asterisk) are compulsory

[Home](#)

Company Name: Full Test

List of Product Source Details (1.Own Manufacturing/2.Import/3.Purchase/4.OutSource Contractual/5.OutSource Loan License)

Name	Type	Address	State Name	Show	Remove	==>
Product Source 1	Own.	ABCD Address ABCD City North East DelhiDelhi-123456	Delh	Show Details	Remove	Get Product Details

[Add Source Unit](#) [Back](#)

Product Source Unit: Product Source 1 ABCD Address ABCD City North East DelhiDelhi-123456

List of Products

Product Name/Brand Name	Type	Dosage Form/Classification	Unit	Composition/Specification	Show	Remove
BLOMIME	Coronary Stent	Bare Metal Coronary Stent(BMS)		Diameter (mm): 2.0,Length(mm): 16,Drug:Sirolimus,Polymer Type:Biopoly-Biocompatible,PlatformMaterial:Cobalt Chromium,StentThickness(mm):0.065,Others:Remarks:	Edit Stent	Remove Stent
hrifte	Scheduled	Injection	Each 100 ml contains	Sodium Chloride 0.45 % w/v+Water for Injection Nos	Edit Details	Remove
Product 1	Scheduled	Injection	Each 1 ml contains	Acenocumarin 100 mg	Edit Details	Remove

[Refresh Product List](#) [Add Product](#) [Cardiac Stents](#) [C](#)

Saved Coronary Stent record

Edit Stent

Remove Stent

Step - 5: Saved record will be modify after clicking on Edit Stent.

**Government of India
Department of Pharmaceuticals
National Pharmaceutical Pricing Authority**

Integrated Pharmaceutical DataBase Management System

Note: Fields marked with * (asterisk) are compulsory

Company Name: Full Test

List of Product Source Details (1.Own Manufacturing/2.Import/3.Purchase/4...

Name	Type	Address
Product Source 1	Own.	ABCD Address ABCD City North East Delhi

Product Source Unit: Product Source 1 ABCD Address ABCD City North East D...

List of Products

Product Name/Brand Name	Type	Dosage Form/Classifi...
BIOMIME	Coronary Stent	Bare Metal Coronary Stent(BMS)
nrife	Scheduled	Injection
Product 1	Scheduled	Injection

Stent Details

Product Source Unit: Product Source 1 ABCD Address ABCD City North East Delhi-123456

Brand Name * BIOMIME

Stent Type/ Classification * Bare Metal Coronary Stent(BMS)

Stent Specification

Diameter(mm) 2.5

Length(mm) 16

Drug Sirolimus

Polymer Type Biopoly-Biocompatible

Platform Material Cobalt Chromium

Stent Thickness(mm) 0.065

Others/Remarks

Save Details Back To Product Source

Stent Details

Description

Diameter(mm):2.0,Length(mm):16,Drug:Sirolimus,PolymerType:Biopoly-Biocompatible,PlatformMaterial:Cobalt Chromium,StentThickness(mm):0.065,Others,Remarks:

Product Name	Type	Address	Show	Remove
Product 1	Cardiac Stents		Edit Stent	RemoveStent

Add Product Cardiac Stents Close

Editable records which is shown on the screen

Save Details

Press <Remove Stent> If you want to delete record.

How to Submit the Data:

After all the information like Company details, Product Source Plant Details and product Details has been entered and after verification use <Submit to NPPA> to get the details submitted.

Head Office / Corporate Office Address		1.20
Address*	Regd office 236, Okhla industrial Estate-3	Please Enter Company Address
Town/City*	New Delhi	Please Enter Town/City
State*	Delhi	Please Select State
District	New Delhi	Please Select District
Pin Code*	110020	Please Enter PinCode
Office Phone Nos.(with STD Code)*	011-25088636	Company Phone No. Example (011-12345678)
EmailID*	getzi@nic.in	Please Enter Email Id For Further Communication
IF OTP Required:	<input checked="" type="checkbox"/> OTP Required	Please Select IF One Time Password Facility is Required.
Mobile No. (for OTP)	9971003300	Please Enter Mobile No. For One Time Password Facility
Contact Person Details		
Name*	Contact Person nam	Please Enter Contact Person Name
Phone Nos.(with STD Code)*	011-25088636	Please Enter Contact Person's Contact No.
EmailID*	getzi@nic.in	Please Enter Contact Person's Email Id
Mobile*	9971003300	Please Enter Contact Person's Mobile No.
Captcha Code :	8M5J5J	
Enter Captcha Code: *		Please Enter Captcha Code
<input type="button" value="Save"/> <input type="button" value="Product Source Details"/> <input type="button" value="Submit To NPPA"/> <input type="button" value="Reset"/>		

Message from webpage

Please verify the data once again before submit. You can not add/modify the product source details/product details once submitted!

OK Cancel

As shown in screen 1.20, Prompts with a message **“Please verify the data once again before submit. You cannot add/modify the product source details/ product details once submitted.”**

In case if the Product Source Details are not entered, proper message has been given as **“No Product Source Details Exists. First Add Product Source Data before Final Submission,”**

In case if the Product Details are not entered in any one of the Product Source that has been entered, proper message has been given as **“No Product Details Exists for one or More Product Source. First complete Product details before final submission.”**

Please Note down the Acknowledgement Number as shown in screen 1.21, for future use.

1.21

Government of India
Department of Pharmaceuticals
National Pharmaceutical Pricing Authority

Integrated Pharmaceutical DataBase Management System 19/09/2014

Registration Form for Pharmaceutical Manufacturer/ Marketing/ Importer/ Distributor Companies

Note: Fields marked with * (asterisk) are compulsory

Acknowledgement Number->MXXX5J4I1F101135 (Use this number with your login credentials for e-filing to NPPA)

[Home](#) | [Update Details Of Company](#)

Company Details		Help
Company Name *	<input type="text"/>	Please Enter Company Name
Company's Business Activity *	<input type="checkbox"/> Manufacturer[M] <input type="checkbox"/> Marketing[G] <input type="checkbox"/> Importer[I] <input type="checkbox"/> Distributor[D]	Please Select One or More Functions as Applicable
Industry Type *	<input checked="" type="radio"/> SSI <input type="radio"/> Non-SSI	Please Select Industry Type
Year of Registration/Incorporation *	<input type="text"/>	Please Enter Year Of Registration/Incorporation

Also mail sent to the e-mail id that has been entered in the company details while doing online registration with the acknowledgement number.

The format of the mail that has been sent is as follows:

The screenshot displays an email client interface for the account @gov.in. The top navigation bar includes 'Welcome Getzi', 'Themes', 'Help', and 'Sign out'. The left sidebar shows a folder tree with 'Inbox (43)' selected. The main area shows an 'Inbox' list with columns for checkboxes, subject, from, date, size, and flags. The selected email is from NPPA, dated 11:35 AM, with a subject of 'Registration with National Pharmaceutical Pricing Authority'. The email body contains a registration confirmation message.

Subject	From	Date	Size
Registration with National Pharmaceutical Pricing Authority	NPPA	11:35 AM	2kB
Reg help doc	S S Bisht	10:11 AM	3kB
S G M Ebenezer, insure your Two Wheeler instantly	ICICI Lombard	08:49 AM	17kB
[Nic-employees-list] An article about NIC	bnshtetty	09/18/14 07:54 PM	6kB
Re: IPDBMS Notice	S S Bisht	09/18/14 06:04 PM	4kB
[Ssa-delhi] FW: Public Review of Draft Documents on ePramaan- Framework on e...	MEENAKSHI MAHAJAN	09/18/14 05:18 PM	57kB

Subject: Registration with National Pharmaceutical Pricing Authority
To: Recipient

Date: 11:35 AM
 From: NPPA

Dear User (forPharma pvt ltd),

You have successfully registered your details with NPPA for E-filing System for DPCO 2013.

Your registration acknowledgement number for future communication is MXXX5J6K4I051058

On verification of registration details, Login/password will be communicated later on

This is an automatically generated message. Replies are not monitored or answered.

Regards,
 NPPA Computerisation Project Team,
 National Pharmaceutical Pricing Authority,
 3rd/5th Floor, YMCA Cultural Center Building 1,
 Jai Singh Road, New Delhi, India - 110001,